


TUCSON GARDEN  
RAILWAY SOCIETY





**TOM KLINGER B & W PHOTOS**  
**Prints by Tom Klinger**

<u>T. K. Set 2001 (10 prints) CHICAGO &amp; GREAT WESTERN Misc. Steam</u>		
16	3/4 Right, roster, 2-6-0, St. Paul, MN, C. Felstead photo	8/28/37
482	3/4 Left, roster, 0-8-0, Chicago, IL	10/25/34
508	3/4 Left, roster, 4-6-0, Basil Koob photo	Unknown
609	Broad/right, 2-8-0 on table, 1 foot of tender clipped	Unknown
736	3/4 Right, roster, 2-8-2 & auxiliary tender, Basil Koob photo	Unknown
737	3/4 Left, roster, 2-8-2, from copy negative	*Unknown
800	3/4 Broad/right, roster, 2-10-2, St. Paul, MN	12/30/49
916	3/4 Left, roster, 4-6-2, Basil Koob	Unknown
930	Broad/left, roster, 4-6-2, Chicago, IL	10/18/38
931	3/4 Right, roster, 4-6-2	Unknown

**\*Wide Bottom Border - Tom Klinger Collection**

For information on additional sets, contact:  
**Tom Klinger**  
11735 W. 38th Ave. Wheat Ridge, CO 80033
























TUCSON GARDEN RAILWAY SOCIETY

ACTIVITIES AND  
NEWSLETTERS  
2014 & 2015



# A TRAIN RUNS THROUGH IT...

BY JUNE SANTON

I first became aware of garden railroads years ago, when I lived in California. My next-door neighbor, a wonderful, generous, inquisitive, hyperactive 80-year-old lady, was a passionate gardener. Her yard was a showplace of flower beds, shady fern bogs, fountains and delightful garden paths.

Millie was too good not to be snapped up. After I'd known her a couple of years, she married an equally fascinating 82-year-old gentleman, and they continued to live next door.

George was not a gardener. He arrived at their now combined household with enough model trains to fill an entire basement, which is what they did. Within months, however, digging was going on. Working entirely themselves, George and Millie cleared and leveled a sizeable section of the backyard, and they began building the foundations of a new garden railroad.

*[continued on page 17]*



[continued from page 17]

Besides the “scratchbuilders,” Harr introduced me to still another new word. “There are the kit bashers,” he explained patiently. “They buy a kit to build a car, then use weathering treatments and other treatments to replicate an authentic look.”

Also, many railroaders will travel to the site of a real vintage train, perhaps in Cripple Creek or Silverton, to view and photograph it, so they can return home to build an exact replica.

It's worthwhile to consider before you get started that railroad garden aficionados can spend sizeable sums on their hobby. Some miniature railroaders don't flinch at spending \$1,000 for an engine. The track costs approximately \$3 per foot, and as you get excited about your layout it can add up to a lot of feet. The track accessories to build a single turnout, used to switch a train from one track to another, cost about \$50. All those little buildings add up too, of course. If you choose not to buy them ready-made, you'll wind up spending money on tools and finishing products to build them yourself. And those of you who are gardeners know full well that garden plants are a whole other category of expense. Then, of course, there are those trips to Cripple Creek.

On the other hand, a fun little “starter train” can be set up, one enthusiast told me, for about \$150. (He also told me that the “starter train” tends to expand and expand, until the railroader begins to think about a larger yard.) “Most of us still have our first ‘starter,’” he said. “We'll always love them. We'd never part with them. It just got so that, well, we needed more.”

Harr also told me he still has his first train, and would never part with it.

If you'd like to visit a wonderful garden railroad, and maybe get ideas for one of your own, drop by the exhibit of the Denver Garden Railway Society on the grounds of the Colorado Railroad Museum, just east of Golden, Colorado. If you're also a lover of real railroads, the museum is a great place to visit anyway, with thousands of rare old photographs, artifacts and documents from Colorado's railroading history.




PHOTO MARC HOROVITZ

**Tom Speer's hard rock and dynamite railroad dominates his relatively small Colorado backyard. Since the lot is sloped, he designed his complex trackplan to wind in and around three levels of terraces. — *Gorgeous Garden Railways***

## What Is Garden Railroading?

The hobby of garden railroading is nothing new in the world, although it is relatively new in the United States. It is a pastime that has been enjoyed for over a century in Britain and in European countries. There was a small following in this country during the 1920s and 1930s, but it virtually died out in the late '40s and '50s. Interest wasn't rekindled until the late '60s and early '70s, primarily through the introduction of the now famous LGB indoor-outdoor train system. Garden railroading is one of the fastest growing segments of the model train hobby in this country today.

Garden railroading combines model railroading with gardening and is quite often enjoyed by the entire family. The garden railroader's goals include the creation of a railway-like atmosphere outdoors using natural materials. The trees are actual miniature trees, the lakes are real water and in the winter the trains plow real snow.

One of the most fun aspects of garden railroading is the way it can be a catalyst to combine other interests. Gardening and model railroading are just the starting point. Traveling to visit displays or attending conventions are another outlet. Each site you travel to will have its own attractions worth seeing. As you get involved, you're bound to make new friends. The building of set pieces for the railroad is another creative activity in itself. Your interest might grow into an interest in historic railroads and trips to

ride on some of the remaining ones in existence, such as the Durango and Silverton Narrow Gauge Railroad in my own neck of the woods. The ways in which the hobby can add new dimensions to your life are limited only by your own imagination. So, happy railroading. And happy gardening.

*June Santon, gardening writer for Colorado Country Life, lives in Ignacio. June's last feature was Feathered Sightings April '06.*

[continued from page 16]

I had no idea how elaborate such a project could be. There were foundation arrangements to support the tracks, elaborate devices to control multiple trains on crisscrossing tracks to guide them in and out of stations and across overpasses without colliding, and an entire little city of buildings and people and railroad accessories and animals. A whole new small shed was erected, built to look like an outcropping of mountains. A “tunnel entrance” into the new mountain appeared. Trains could be directed into the mountain tunnel for protection and storage. Millie’s garden, I concluded, was never going to be the same.

Meanwhile, Millie was landscaping in miniature, a whole new enterprise for her that she embraced with zeal and her usual creativity.

I didn’t really appreciate at the time that garden railroads weren’t George and Millie’s invention, but I’ve since discovered that there are enthusiasts for the activity in Colorado, all over the rest of the country and, indeed, all over the world.

Kelvin Harr came by his interest in trains naturally. “I grew up on railroads,” he said. “My father was a dispatcher with the Denver and Rio Grande Railroad.” For the past 15 years or so, Harr has turned that early interest to model railroads in a garden setting. When I contacted him for this story, he was working on the garden railroad exhibit at the Colorado Railroad Museum in Golden.

Harr commented that all kinds of gardening can combine with model railroads. “Most often people choose a rock garden kind of theme,” he said, explaining that there are many small species of plant, often alpine plants, that naturally grow in mountain rock outcroppings and harmonize well with the scale of a model railroad.

The most popular scale, or size, for a

model railroad is the HO scale, 1/87 the size of a life-size railroad. But for garden settings, Harr said the larger G scale, 1/24 life-size, is more popular. “A G-scale car is about the size of a loaf of bread,” Harr said. “It’s easier to fit it in with live plants and create a setting where everything is in harmony.”

Not all garden railroads are that popular alpine and rock garden theme by any means, according to Harr. “The museum received a bequest from a lover of model railroads and a lover of roses,” he said. “So we’re going to design and build a model railroad set in a rose garden.” The garden will feature miniature roses to keep the



It’s a small world after all.

entire set piece in scale. It promises to be beautiful, unusual, fragrant and fun.

That naturally brings up the question, which came first — the model railroader or the gardener? “About 90 percent of garden railroaders come in as model railroaders who develop an interest in having a garden setup,” Harr said.

Irwin Chaim runs his model railroad indoors, but his story shows the theme of a man who first got the model railroad bug at a young age and who, as with many model railroaders, has a passion for building the elements of his railroad from the ground up.

Chaim was president of the HO model railroad club at the Colorado Railroad Museum for 45 years. Once bitten by the bug, obviously, one stays bitten.

“My mother gave me my first model

train. I was six years old, in Berlin, Germany,” he said. “I remember sitting on the carpet — it was just this little oval of track with a train, and I was trying to make it go as fast as I could without it falling off.” Some things never change.

Chaim’s father was a dentist, and he credits his father’s influence with instilling in him a passion for using his hands to build and fix things — a passion he turned into building model trains entirely himself and also into a career first as a dental technician, making and repairing dentures, and then into owning his own company doing the same work. But first, Chaim had to escape as a child from Germany in 1940. “It wasn’t safe there for a Jewish person,” he commented in a remarkable understatement.

These days, Chaim can be found building and repairing model trains at the Caboose Hobbies shop on South Broadway in Denver. He still believes in building things with your own hands.

“People come into the store and ask me, ‘Can you put a coupler on this car for me?’ ‘Sure I can, I tell them, but why don’t I show you how to do it yourself? This is a hobby, after all.’”

Chaim also said he’s noticed that there are many husband-wife garden railroad teams. Usually, he said, the man is the railroader and the woman creates the railroad landscape and is railway garden-in-chief.

(So, Millie and George weren’t one-of-a-kind? I guess not. Nah, they were still one-of-a-kind.)

To a man like Chaim, the word “scratchbuilt” comes as second nature. It means to build buildings and fixtures and railroad cars by hand, from raw materials and small parts. But there is an industry of commercial sources for all the kinds of infrastructure to begin the hobby of garden railroads. If desired, you can buy a kit of trains and tracks and accessories to build your first “starter” setup. Be warned, however, about that bug. Once bitten, you’re likely to find yourself adding to and expanding, creating your own individual set piece that uniquely reflects your individuality. [continued on page 18]

**Left: Built around the edge of a small suburban backyard near Denver, Dennis Johnson’s Johnson Pass Spur seems much larger than it really is through the skillful use of landscaping and plant material.**

**Photo by Marc Horovitz**



# Your choice of scales

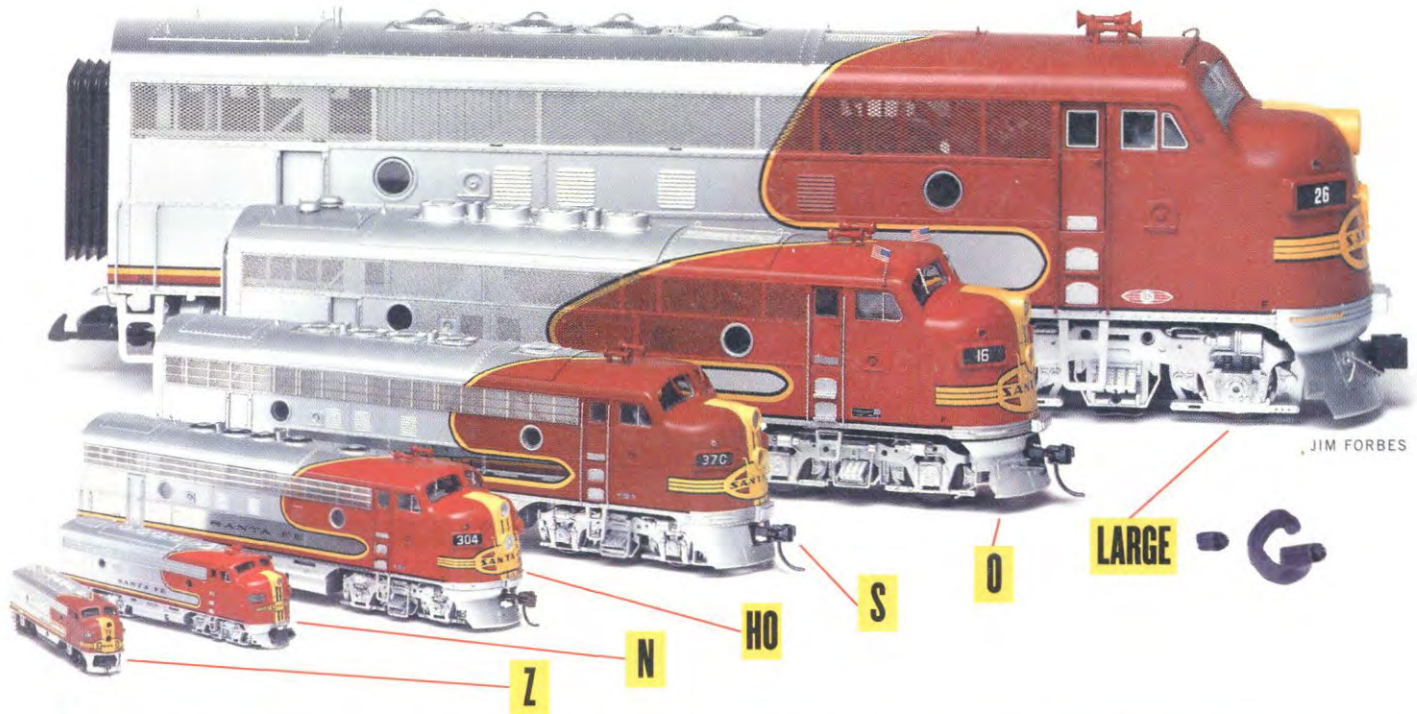
**M**any of us were introduced to model railroading during the holiday season. If you're new this year, we understand the hobby's terminology can be daunting. In this installment of Trackside Photos, we'll try to clear up the terminology; we'll also introduce you to the scales and show you the types of modeling that can be done.

## Meet the scales

The photo below shows most of the scales available to model railroaders. By far the most popular is HO, 1:87 proportion, which interests 78 percent of MODEL RAILROADER'S readers. A wealth of products is available in HO scale, and due to its size, exciting operations can be achieved in a relatively

limited space, such as a 4 x 8-foot sheet of plywood.

Another modeling option is N scale, 1:160 proportion. About 28 percent of our readers model in this scale. N scale is smaller than HO, but it's ideal for apartment dwellers and those looking to run long trains with multiple locomotives through vast expanses of scenery.



JIM FORBES

▶ Aberfoyle Junction is a well-known O scale layout located near Toronto, Ontario, Canada. Lionel Strang captured this image of Canadian National GP9 no. 4344 pulling into the layout's namesake depot with a commuter train.

▶▶ Instead of modeling standard gauge railroading, Kenneth Ehlers uses Sn3 (S scale, "n" for narrow gauge, and "3" for three-foot gauge). Here we see Denver & Rio Grande Western locomotive no. 20 leading a freight over Ken's Pandora & San Miguel RR in Lake Jackson, Texas. Ken also photographed the scene.



**O  
SCALE**



PHOTOS BY MIKE CHRISTY / ARIZONA DAILY STAR

Ryan MacCabe, at 18 the youngest member of the Tucson Garden Railway Society, aligns a Union Pacific locomotive on the tracks of his backyard outdoor railroad layout.

# RAILS IN THE GARDEN

# Tour 2014

By Elena Acoba

SPECIAL TO THE ARIZONA DAILY STAR

"Thomas the Tank Engine," about talking train cars in the English countryside, was **Ryan MacCabe's** favorite childhood television show.

His mom says that at 2 years old, he seemed to enjoy the trains that ran past a Sonic restaurant in Knoxville, Tenn., where the family lived, more than the food.

The burly 18-year-old Sabino High School senior concedes that the path to his passion is lined with railroad tracks.

He is the youngest member of the Tucson Garden Railway Society — he joined when he was 11 — and at 16 was the youngest member ever to display his layout when he participated in the 2012 Rails in the Garden Tour.

Backyard railroads tend to be a couples hobby. One partner likes to concentrate on laying track and operating trains, while the other focuses on the landscape that often includes scenic towns and vignettes.



Miniature figures at a train station "await" the arrival of the train operated by Ryan MacCabe, whose garden railway will be among the layouts featured on the 11th Annual Rails in the Garden Tour, March 8 and 9.

## RAILS IN THE GARDEN TOUR 2014

- **What:** Self-guided tour of nine railways by members of the Tucson Garden Railway Society
- **When:** 10 a.m.-4 p.m. March 8 and 9.
- **Where:** Bounded generally by Alvernon Way, East 22nd Street, North Wentworth Road and East Sunrise Drive. Maps are included with tickets.
- **Admission:** \$5; free for age 16 and younger with a paying adult. Tickets are available at The Hobby Place at Ace Hardware, Tucson Botanical Gardens, the Southern Arizona Transportation Museum and Rillito Nursery. They also are available at tour locations on tour days.
- **Information:** 312-7379, tucson-grs.org
- **Et cetera:** The group is collecting monetary donations at each location for the Community Food Bank of Southern Arizona.



MacCabe watches a locomotive round a bend in the track in his outdoor layout.

MacCabe does it all, from digging trenches for the 125 feet of track and raking the landscape gravel to trimming the boxwood shrubs into miniature trees and assembling kits for houses around which the battery-operated trains run. Everything in the layout, including the barn surrounded by farm animals and the graveyard with zombie figurines, is his idea.

He gets some help from his mom, **Melissa Halpern**, who laid rock for a tunnel and a fountain, and his grandmother, who hand-built replicas of a Sonic drive-in, the family house and a school.

MacCabe's Union Pacific Garden Railroad is smaller than all of the other eight stops on this year's March tour. One has 10 times more track than his. But he knows his layout plays an important role on the tour.

"Some people have really small backyards," he says. "I'm showing people what you can do. Also, this is a good example for a starter's layout."

Such a layout starts at around

## WHAT YOU'LL SEE

One of the stops is the Tucson Botanical Gardens' Thorneville Railroad, which winds around the plantings.

Here are descriptions of the other seven backyard railways on the tour:

1. The Rock Bottom Railroad has a main line, a mining line, a circus loop and a trolley line. The couple's grandson mans the small planter loop. The settings depict the 1940s and the Wild West.

2. A 5-foot-tall representation of Sedona's red-rock scenery looms over the Eagle Mountain Railroad. Trains run past early-20th-century Arizona towns, an open-pit copper mine and a

sawmill. There also are water features and animated scenes.

3. Set in the 1800s, the Red Rock Railroad features handmade buildings and figures, stagecoaches, a floating hot-air balloon and a gold mine. Two towns, a circus, "Fort Knocks" and an Indian reservation make up the landscape.

4. Bridges, trestles and tunnels link three track loops through open gardens and shaded areas of the T&T Railroad.

5. Ten indoor and outdoor lines of the extensive Double K Ranch Railroad were featured on the PBS show

"Tracks Ahead." Signals and sounds are part of the routes through natural desert, historical downtown Tucson and many landscape features.

6. Hidden humorous references and scenes of the steam era mark the Catalina & Rincon Saddle Railroad, which demonstrates how to incorporate a railway in an existing landscape.

7. Another small layout, the Sleepers' 19th Hole Railroad, is near the 18th hole of Dorado Country Club. One line takes drinks from inside the house to the patio and runs under a waterfall.

\$200, he says. He saves by scrounging the desert for rocks. Because he has a small space, he can have a full landscape without spending a lot on kits and plants.

MacCabe had indoor HO scale and Lionel train sets. Then he attended his first Rails in the Garden Tour when he was in elementary school and realized he could expand his layout by going

outdoors. "I thought this would be real cool," he says.

The family's Sabino Creek-area home already had a fairly empty patch of land anchored by a mature silk oak. Halpern agreed to move her tomato garden to another part of the backyard. When MacCabe asked to cut the tree, she gave an emphatic, "Yeah, well, no."

He started with 50 feet of track and electric-powered trains. He found he liked the bigger scale because the trains had more realistic detail. One of his engines even has an engineer figure inside.

Over the years MacCabe has reconfigured the line several times and learned how to anchor tracks correctly, one of the many tips he got from the club.

While many of the Tucson Garden Railway Society members are retired, they welcome the younger generation that MacCabe represents. Longtime members fear that model railroading could otherwise die out, says tour organizer **Chuck Cook**.

Most members had an interest as youngsters, then got into it full bore after raising families and having careers, he points out.

"What will kids raised on video games return to later in life?" he says. "Having younger members, we feel, is necessary to the longevity of the club and to the hobby itself."

MacCabe expects to remain a member after he graduates in May and begin business management studies at Pima Community College. His goal is to open a hobby shop where fellow model-train fans can get stuff while marveling at the extensive one he plans to build out back.

Contact Tucson freelance writer Elena Acoba at [acoba@dakotacom.net](mailto:acoba@dakotacom.net)



MacCabe's train passes a farm, complete with tiny animals and fences.

Thank You!

Chance

Lungio

Pat Sa

The Garden Railway Society is here with their  
Christmas display!

Tuesday and Wednesday

Rooms 8 & 9

Please visit!

Enzo

Antipe



Wodey

Tabasson Jesse

Mason  
Bodhi



Dec. 2014 PHOTOS BY MAMTA POPAT / ARIZONA DAILY STAR

## Romance of rails still lives in VA display

Taylor Andes, 11, sets up his camera on Thursday to get the perfect photo of an oncoming train during a show by the Tucson Garden Railway Society at the Southern Arizona VA Health Care System.

Nicholas Hierstein, 8, kneels to get a closer look. The train displays are set up in the R.E. Lindsey Jr. Auditorium, Building 4 through today at 2 p.m. They're open to the public.



# ARIZONA STATE HOME SHOW JAN. 2015





PHOTOS BY MIKE CHRISTY / ARIZONA DAILY STAR

Barry Blackwell maneuvers through his Rock Bottom Railroad garden railway layout, which is on the Tucson Garden Railway Society's annual Rails in the Garden Tour.

# RAILS IN THE GARDEN



# 16 stops on free tour

By Elena Acoba

SPECIAL TO THE ARIZONA DAILY STAR

**G**arden model train hobbyists have a late winter gift for you.


Their annual Rails in the Garden tour is free. Because of that, there are twice as many stops as usual.

"We decided to give back to the community for previous support," says **Chuck Cook**, who is organizing this year's tour by the Tucson Garden Railway Society.

The club got an infusion of funds from co-hosting a national convention in 2008. On top of that, the annual fundraising tour in recent years has brought in more money than members have spent in projects, Cook says.

Without having to mess with selling and taking tickets at each stop, the club needs fewer volunteers to run the event. That allowed more members to show their layouts.

"Anybody that wanted to display this year knew they would be responsible for getting family and neighbors to help out," he says. "We think each house will need less volunteers."



Barry Blackwell's garden railway, near Reid Park, has elements that will delight kids and humor for grownups.

## IF YOU GO

### Rails in the Garden 2015

- **What:** Self-guided tour of 16 indoor and outdoor model train layouts.
- **When:** 10 a.m.-4 p.m. Saturday and next Sunday.
- **Where:** Tucson metro area and in SaddleBrooke.
- **Admission:** Free. Cash donations for the Community Food Bank can be made.
- **Online:** Find locations and maps at [tucsongrs.org](http://tucsongrs.org) and watch a video at [Tucson.com/video](http://Tucson.com/video)

## FIVE FUN FEATURES ON THE TOUR

- 1** Twostops are indoor public places: The Tucson Rodeo Parade Museum and the Gadsden-Pacific Division Toy Train Operating Museum.
- 2** Dinosaurs roam the towns along the Tucson, Piedmont & Sonoran Desert Railroad.
- 3** Observation cars of the Pimaria Alta Mission Railroad run past replicas of missions established by colonial Spanish missionary Eusebio Francisco Kino.
- 4** A driving loop through SaddleBrooke leads to three layouts.
- 5** Eagle Mountain Railroad, which runs through parts of Territorial Arizona and early statehood, has the largest layout with 1,800 feet of track.

## ROCK BOTTOM RAILROAD

This year's 12th edition will have 16 train stops. One that is full of delight for kids and humor for adults is the Rock Bottom Railroad near Reid Park.

"My goal is to make them all come out smiling," says **Barry Blackwell**, who's the engineer of the five-track layout that runs along the back and side of the property that he and his wife, **Gina**, own.

Children can stop at the bird-house village, where a train weaves around colorful birdhouses. That's run by the Blackwells' 13-year-old grandson, whose family lives across the street from them.

Once in the backyard, young visitors often notice Stuart Little—a mouse character in books and movies—driving a car and Waldo of "Where's Waldo" books hiding in the strangest places, says Gina.

They will sit and watch the goings-on of the circus, complete with big top and merry-go-round. They'll see a train disappear behind a fence and reappear as a clown on

a handcar.

Kids—and adults, for that matter—can press buttons to turn on lights or hear the sounds of the One Track Mine.

Which leads to the other way that Barry, a retired carpenter, brings joy to his model railroad.

"He's been a punster from day one," says Gina in a tone that sounds like a laugh mixed with a heavy sigh.

Visual and verbal puns pepper the entire layout.

The blacksmith's name is Horace Shue.

Beverage bottles lined up in neat rows make up the beer garden.

A seller of dromedaries calls his business Camelot.

Barry's favorite: A swing bridge that is literally track sitting on a swing suspended from a pecan tree.

Other gags abound.

A traffic accident shows colliding Pepsi and Coke trucks.

Bears have taken up in the tent while the humans watch them from sleeping bags on a nearby rock.

The water wheel turns in the opposite direction of the water flow.

Buildings are named after friends and members of the garden railroad club.

## BUILDING A RAILROAD

Rock Bottom Railroad itself is named after a chain of brewery-restaurants, one of which the Blackwells saw while in Long Beach, California, for a model train show.

That naturally gave Barry the idea for a motto for his layout that he started in 2000: "The brew must get through."

Barry, a Lionel train fan as a child, was heavy into HO-scale model trains when he discovered the Tucson Garden Railway Society.

"It's a lot more family oriented," he says, compared to other clubs.

The Blackwells had a clean slate when they started building the railroad in the house they owned since 1988. It was essentially dirt and trees.

Barry admits that his main interest in his railroad is showing off his humorous side and the British model cars he collects as part of his passion of restoring real ones.

Fellow club members help him set up the electrical system to run

the trains.

About half of the buildings and other accessories that fill the space around the tracks come from other hobbyists who were selling or discarding them.

That includes a theater building that was created by **Madelyn Cook**, a well-regarded miniature artist whose works are part of the collection at the Mini Time Machine Miniature Museum.

Although Barry technically owns a garden railway since the trains are meant to be run outside, there aren't many plants incorporated in it.

A few bushes line one wall and three rosemary plants are well-trimmed into cone-shaped evergreens.

Most of the other "greenery" comes from saguaros in a desert scene that artist **Brad Peterson** painted on the back fence.

Gina says their railroad "tries to incorporate things for all ages."

But Barry knows who he prefers to please. "The best part," he says, "is watching the kids' faces."

Contact Tucson freelance writer **Elena Acoba** at [acoba@dakotacom.net](mailto:acoba@dakotacom.net)


## GARDENING TASKS FOR MARCH

- Fertilize non-native trees such as oak and elm.
- Thin fruit to about six inches between each fruit on deciduous trees such as apple, peach, plum and apricot. This will encourage bigger fruit.
- Prune frost-damaged plants.
- Deal with spider mites on evergreens like Italian cypress, juniper and pyracantha by knocking them with a strong jet of water or soapy water.
- Plant new landscape specimens, especially trees and shrubs, and citrus trees.

Source: Pima County Cooperative Extension



The Rock Bottom Railroad railway is full of visual humor and puns, like a lighthouse at "Moot Point".



The five-track layout runs along the back and side of Barry and Gina Blackwell's property.



Characters tend the "beer garden" along the railway named after a brewery-restaurant chain.



Kids were fascinated

**March 14, 2015**

**Challenger Little League Display**

-- .

# Silver Spike Railroad Festival

135<sup>th</sup> Anniversary of the Arrival of The First Train To Tucson  
10<sup>th</sup> Anniversary of Southern Arizona Transportation Museum

March 21, 2015 10:00 a.m.



2015 Volunteer of 18 Years  
Paul Horkey



2015 Railroader  
of the Year  
Ken Jolly



2014 Volunteer  
of the Year  
Steve Anderson



2015 Benefactor of the Year  
Mike & Jane Dorgan



2014 Volunteer  
of the Decade  
Judy Dare



BUILDING AMERICA<sup>SM</sup>

Southern Arizona Transportation Museum  
Tucson's Historic Depot  
414 N. Toole Avenue  
[www.tucsonhistoricdepot.org](http://www.tucsonhistoricdepot.org)



# *Silver Spike Festival*

## *Tucson is a Train Town*

**Master of Ceremonies - Steve Ochoa  
4th U.S. Cavalry Regiment Band  
Presentation of the Flags  
National Anthem - Jodi Darling, Soloist**

### **“The Morning After Arrival of Tucson’s First Train”**

**Re-enactment by:**

**Esteban Ochoa’s Great Grandson - Peter Ochoa  
Pinckney Randolph Tully’s Great Grandson - Dr. Phillip Tully  
Mayor Leatherwood’s Great Grand Nephew - Bobby Morris  
L.C. Hughes, Owner of the Tucson Star - David Leighton reporter**

**Down at the Depot - William Kalt III**

**“Oklahoma” – Jodi Darling, Soloist**

**1673 Task Force Chairman - Howard Greenseth**

**Museum Task Force - Gene Caywood, Old Pueblo Trolley, CEO**

**Union Pacific RR - Zoe Richmond, Director Public Affairs**

**Proclamation by Vice Mayor Richard Fimbres**

**Give History a Future - Dr. Kenneth V Karrels, Museum Chairman**

## **The 2015 Silver Spike Honorees**

**Railroader of the Year-----Ken Jolly  
Benefactor of the Year-----Mike & Jane Dorgan  
Volunteer of 18 Years -----Paul Horky  
Volunteer of the Decade-----Judy Dare  
Volunteer of the Year-----Steve Anderson**

**Program Consultants: David Devine, Author and William Kalt III, Author**

**High Noon  
1882 Depot Incident - Tombstone Vigilantes**

The Southern Arizona Transportation Museum's (SATM) Silver Spike Festival celebrates that pivotal moment in Tucson history, when **Southern Pacific Railroad's** first train arrived. Townspeople chose **Esteban Ochoa** to present a **Silver Spike** from **Richard Gird's Toughnut Mine** to the company president in appreciation for building the line to Tucson. A large crowd gathered around **Mayor Bob Leatherwood** and other officials to watch the ceremony. That spike is here today, enclosed in a case near **Historic Locomotive No. 1673**.

**This year we** will lead a re-enactment of the festivities at this location 134 years ago. **Please join in playing the role of the crowd**, who let loose their **heartfelt joy** with **great vigor** that day, then partied for a week! SATM will also honor inductees for its **Railroad Hall of Fame**.

The Museum helps keep history alive through free community festivals, including today's **Silver Spike**, its December **Holiday Express**, and August's **Tucson Birthday Celebration**. SATM also works to detail the story of transportation in Southern Arizona by collecting the accounts, art, artifacts, memorabilia, photographs, and documents central to the region. SATM shares the tale through bilingual exhibits, photographic and material archives, its annual lecture series, and group tours of the depot and locomotive.

Created in a joint **City and Citizen's Intermodal Task Force's Master Plan**, a Museum management committee began planning in 2001. Using a variety of grants, private donations, **SATM opened March 20, 2005**. A division of **Old Pueblo Trolley**, a non-profit, 501c3 corporation, SATM resides in the former Southern Pacific Records building at 414 N. Toole Avenue.



## **Past Silver Spike Honorees**

- 2005 Tucson Mayor Bob Walkup**
- 2006 Former Tucson Mayor Elbert T. "Happy" Houston**
- 2007 William Sayre**
- 2008 Julia Peters-Newman, Alan Levin**
- 2009 Sid Showalter, Jim Staggs, Howard Greenseth**
- 2010 Harlin Marlar, John Tierney, Maynard Flood, Ivan English**
- 2011 Sebastian Castillo, Lloyd Rabb, Richard Dick**
- 2012 Eddie Pectol, Fletcher McCusker, Henry Zappia**
- 2013 Bruce Beach, Anthony Haswell, Robbie Carpenter**
- 2014 H. L. Anderson, Joe Findysz, Gene Anderson**

## In Appreciation

The Southern Arizona Transportation Museum wishes to thank all the Tucsonans and local enterprises that helped make the 2014 Silver Spike Festival a success, including Fletcher J. McCusker, Ron Schwabe, President Peach Properties, Anthony Haswell, Frost: A Gelato Shoppe, Ochoa Family, *Las Donas de los Descendientes del Presidio de Tucson*, Tucson Presidio Trust, Arizona Rangers, 4th U.S. Cavalry Regiment Band, Postal History Foundation, Vail Preservation Society, Jeff Epley-Apperson Plumbing, DoubleKRanch Bed & Breakfast, Maynards Market & Kitchen, Union Pacific Railroad, Bruce Beach, Lloyd L. "Chip" Rabb, Key Productions TV.com, Walmart, Jim Click Automotive Team, Ace Hardware – 22<sup>nd</sup> & Alvernon, Destination Southern Africa Inc., Judith & Joe Kalt, Dr. Ken & Bev Sandock, Mike & Jane Dorgan, Brotherhood of Locomotive Engineers, United Transportation Local Union #180, Operation Lifesaver, Doug Farler, Richard & Sue Dick, Target, Ivan English, The Gaslight Costume Shoppe, The Gaslight Print Shop, Port of Tucson, AMTRAK.

Thanks for Joining the Fun!

### 2005 Management Committee

Gene Caywood  
Kenneth Karrels  
Richard Dick  
Dick Guthrie  
Laura C. Barker  
Ivan English  
Paul Chandler  
Sharon Riise  
Renee Ross  
Stuart Draper  
Gary Copus  
Tom Peterson  
James Ayres  
Jeff Applegate  
Ed Austin

### 1673 Task Force

Howard Greenseth  
David Devine  
Mike Tumstra  
James Staggs  
Ivan English  
Sharon Chadwick  
Michael Hyatt  
James Smith  
Valerie Vance Goff  
Jim Cannon  
Eddie Pectol  
Jeff Applegate  
John Micena  
C.W. Stoddard  
Kurt Denbarrs  
Connie Weinzapfel

### 125<sup>th</sup> Anniversary Planning Committee

Paul Allen  
Fred Ronstadt  
Michael Guymon  
Don Durban  
Chris Leighton  
Richard Oseran  
David Sleuts  
Barb Peck  
Dan Bates  
Tom Petersen  
Sio Castillo

*The Historic Silver Spike  
is on display today.  
Courtesy of the Arizona  
Historical Society and  
the California  
Historical Society.*

*The Southern Arizona  
Transportation Museum  
is free admission and a  
501c3 nonprofit  
organization.*

*Your donations are  
tax deductible.*



2015 Ford Mustang Raffle  
Jim Click Automotive Team



**Celebrate at the Depot!**  
**Weddings, birthdays,**  
**retirement parties. Just**  
**Plain Fun! Call for details**  
**520-623-2223.**



BUILDING AMERICA™



**Southern Arizona Transportation Museum**  
**414 N. Toole Ave. 85701    [www.TucsonHistoricDepot.org](http://www.TucsonHistoricDepot.org)    520-623-2223**  
**A Division of Old Pueblo Trolley**

CENTENNIAL CELEBRATION



PIMA COUNTY  
F·A·I·R



1911 - 2011

April 14 - 24, 2011

FOOD STORES  
**fry's**

Weekday Discount Coupons

**10 Rides Only \$10**

Available at all Fry's Food Stores, for a limited time, March 28-April 13.

Weekday discount ride coupons good Monday-Friday only.

NO REFUNDS

Daily Schedule Inside

**GATE HOURS:**

Monday - Friday: Noon - Closing

Saturday - Sunday: 10:00 a.m. - Closing

TUCSON WEEKLY

**CARNIVAL HOURS:**

Monday - Friday: 3:00 p.m. - Closing

Saturday - Sunday: 11:00 a.m. - Closing

**(520)762-FAIR • PimaCountyFair.com**

11300 S. Houghton Rd. • Tucson, Arizona, 85747 • 1/10 Exit #275, Houghton Rd. South, one mile to the fair  
www.facebook.com/PimaCountyFair • www.myspace.com/PimaCountyFair • www.Twitter.com/PimaCountyFair

2011 COMMEMORATIVE EDITION

General Admission \$8.00 • Children ages 6-10 \$2.00 • 5 and under FREE • Parking \$5.00



# Concerts

Thursday, April 14



**NEON TREES** .....8:00 p.m.  
on the Budweiser Main Stage

Friday, April 15




**ANBERLIN**.....8:00 p.m.  
on the Budweiser Main Stage

Saturday, April 16



**CHEAP TRICK**.....8:00 p.m.  
on the Budweiser Main Stage

Sunday, April 17




**BOYZ II MEN**.....7:30 p.m.  
on the Budweiser Main Stage

Wednesday, April 20




**FOGHAT**.....7:30 p.m.  
on the Budweiser Main Stage

Friday, April 22



**MICHAEL SALGADO**...8:00 p.m.  
on the Budweiser Main Stage

Saturday, April 23



**EASTON CORBIN**.....8:00 p.m.  
on the Budweiser Main Stage

Sunday, April 24



**LOS TIGRES DEL NORTE**..7:30 p.m.  
on the Arizona Super Stage

\*Upgraded seating is available for an additional \$10.00 while supplies last.


**All Concerts Are Included With Fair Admission. Subject to Change. No Refunds.**

Audio or video taping of performances is prohibited. For a complete list of prohibited items and behaviors visit [PimaCountyFair.com](http://PimaCountyFair.com)

See back page  
of program for a  
Fair map!


## Featured Acts

See these great acts,  
all included with your  
Fair admission.



### AMBASSADOR OF GOOD WHEEL

12:30, 2:30, 4:00, 5:30  
(Monday – Friday)  
10:30, 12:30, 2:30, 4:00, 5:30  
(Sat – Sun)




### PETTING ZOO AND PONY RIDES

12:00 to 9:00, Mon.-Fri  
11:00 to 9:00, Sat.-Sun.  
Located across from the  
Dos Lunas Tequila Cantina  
and the Livestock Ramada




### KLOVE'S AMAZING WORLD OF BIRDS!

12:30, 2:30, 4:30  
Located in Central Park



### THE FREAK SHOW!

5:30, 8:30, \*10:00  
Located in Club Corona.  
\*This performance is PG rated



### ASIAN ELEPHANTS!

Located  
across from  
Central Park




### WILD ABOUT MONKEYS

Show times:  
2:00, 6:30, 8:30  
Play times:  
1:00, 4:00, 6:00  
Located near the main entrance,  
next to the Bungee Jump.




### GRADY MUSIC!

1:00 - 3:00  
and 5:00 - 7:00  
Located inside Old Pueblo Hall



### TYZEN, HYPNOSIS THAT ROCKS!

5:30, 7:30, 9:30  
Located in Central Park



### MAGIC OF THE MIND

12:30, 4:00, 7:00  
April 16: 12:30, 4:30, 7:00  
April 21: 2:30, 4:00, 7:00  
Located inside Club Corona



### LIVE SHARK ENCOUNTER!

12:30, 3:30, 6:00  
Located inside Pima Hall!



### SEA LION SPLASH!

4:30, 7:00, 9:00  
Located across  
from the Fair  
Administration Office



### ELEMENTAL ARTISTRY FIRE DANCING!

6:30, 8:00, 9:30  
Located across from the  
Dos Lunas Tequila Cantina,  
near the petting zoo

## Livestock Events

### 4/H, FFA and HORSE SHOWS

**Friday, April 22**

8:00 a.m.  
Pima County Fair Hunter Jumper Show  
9:00 a.m.  
BLM Wild Horse and Burro Adoption

**Saturday, April 23**

8:00 a.m.  
Pima County Fair Hunter Jumper Show  
9:00 a.m.  
BLM Wild Horse and Burro Adoption

**11:45 A.M.**

**LARGE STOCK AUCTION UNDER THE RAMADA**  
**Sunday, April 24**

**2:00 SMALL LIVESTOCK AUCTION**  
**UNDER THE RAMADA**

## BINGO!

**1:00,  
2:00, 3:00**

Inside Club Corona,  
Every Day  
Except April 16

## Motorized Events

**April 16**

**Arizona Street Machines Car Show**  
at Dos Lunas Tequila Cantina

**Garden and Full-Sized Tractor Pulls at**  
10:00 a.m., 11:00 a.m., 1:00 p.m. & 2:30 p.m. 1:30 pm.

**Pima County Fair Parade at 1:30 p.m.**  
**Figure 8 Racing in Coors Lite Arena at 4:00 p. m.**

**April 17**

**Low Rider Car Show at Dos Lunas Tequila Cantina**  
**Garden and Full-Sized Tractor Pulls at**  
10:00 and 11:00 a.m.

**Pima County Fair Parade at 1:30 pm.**

**April 18**

**Garden Tractor Pull at 11:00 a.m.**

**April 23**

**Model A and Touring T's Car Show at**  
Dos Lunas Tequila Cantina

**Garden and Full-Sized Tractor Pulls at**  
10:00 a.m., 11:00 a.m., 1:00 p.m. and 2:30 p.m.

**Pima County Fair Parade at 1:30 pm.**  
**Demolition Derby in Coors Lite Arena at 4 p.m.**



Subject to Change. No Refunds.

## Thursday, April 14

**93.7 KRQ and 92.9 the Mountain Present Neon Trees in concert at 8:00 p.m. on the Budweiser Main Stage!**

**DR. PEPPER WRISTBAND DAY!** Purchase a \$25.00 Wristband for unlimited rides and \$1.00 games on the Tucson Weekly Carnival 3:00 p.m. – 11:00 p.m. Receive a \$5.00 discount towards your purchased wristband with an unopened 20 oz. bottle of Dr. Pepper. Wristbands sold until 10:00 p.m. brought to you in part by Clear Channel Radio and KVOA.

9:00 a.m.

12:00 p.m.



93.7 KRQ



92.9 THE MOUNTAIN



TUCSON WEEKLY



93.7 KRQ



1:00 p.m.

2:30 p.m.

5:00 p.m.

7:30 p.m.

8:00 p.m.

9:30 p.m.

4/H, FFA & Horse Show, Barns, Ramada, Arenas  
Southern AZ Modelers, Old Pueblo  
Southwest Woodcarvers Demonstration, Old Pueblo  
Tucson Bonsai Society Demo, Old Pueblo  
Tucson Garden Railway, Old Pueblo  
Old Pueblo Lapidary Demonstration, Old Pueblo  
Old Pueblo Rug Hookers Demonstration, Old Pueblo  
Old Pueblo Gourd Patch Demonstration, Old Pueblo  
Beading Demonstration, Old Pueblo  
Palo Verde Middle School Choir, Dos Lunas Tequila Cantina  
Booth Ficket Middle School Fine Arts, Dos Lunas Tequila Cantina  
Los Nawdy Dawgs, Dos Lunas Tequila Cantina  
9 Block, Dos Lunas Tequila Cantina  
Neon Trees, Budweiser Main Stage  
Malicious Intent, Dos Lunas Tequila Cantina

## Saturday, April 16

**96.1 KLPX and FOX 11 Present Cheap Trick in concert at 8:00 p.m. on the Budweiser Main Stage! Figure 8 Racing Today at 4:00 p.m. Arizona Street Machines Car Show and Wine Tasting at the Dos Lunas Tequila Cantina Today!**

8:00 a.m.

9:00 a.m.

10:00 a.m.



11:00 a.m.

11:30 a.m.

12:00 p.m.

1:30 p.m.

3:30 p.m.

4:00 pm

5:00 p.m.

7:30 p.m.

8:00 p.m.

9:30 p.m.

SIR Jr. Event 2011 – RC Cola Shoot Out  
Gates open 8:00 am  
4/H, FFA & Horse Show, Barns, Ramada, Arenas  
Southern AZ Modelers, Old Pueblo  
Southwest Woodcarvers Demo, Old Pueblo  
Tucson Garden Railway, Old Pueblo  
Tucson Bonsai Society Demo, Old Pueblo  
Old Pueblo Lapidary Demo, Old Pueblo  
Old Pueblo Rug Hookers Demo, Old Pueblo  
Beading Demonstration, Old Pueblo  
Fine Arts Demo, Lynn Silvas, Old Pueblo  
Fine Arts Demo, Carmen Christy, Old Pueblo  
Old Pueblo Gourd Patch Demo, Old Pueblo  
Silent Auction, Old West Hall  
Az Street Machines Car Show, Dos Lunas Tequila Cantina  
Car Show, Dos Lunas Tequila Cantina  
Garden Tractors  
Full Size Tractors  
Center Stage, Miller Lite Central Park  
CBP, Dos Lunas Tequila Cantina  
Center Stage, Miller Lite Central Park  
Arabian Dance Arts, Miller Lite Central Park  
Figure 8 Racing, Coors Lite Arena  
Supposedly Yesterday, Dos Lunas Tequila Cantina  
Kover Kings, Dos Lunas Budweiser Tequila Cantina  
Cheap Trick, Budweiser Main Stage  
Crash Academy, Dos Lunas Tequila Cantina

## Daily Events

**Subject to  
Change.  
No Refunds.**

## Friday, April 15

**92.1 KFMA Presents Anberlin in concert at 8:00 p.m. on the Budweiser Main Stage!**

9:00 a.m.

12:00 p.m.



2:00 p.m.

5:00 p.m.

7:30 p.m.

8:00 p.m.

9:30 p.m.

4/H, FFA & Horse Show, Barns, Ramada, Arenas  
Southern AZ Modelers, Old Pueblo  
Southwest Woodcarvers Demonstration, Old Pueblo  
Tucson Garden Railway, Old Pueblo  
Tucson Bonsai Society Demo, Old Pueblo  
Old Pueblo Lapidary Demonstration, Old Pueblo  
Old Pueblo Rug Hookers Demonstration, Old Pueblo  
Fine Arts Demo, Nancy Gallagher, Old Pueblo  
Beading Demonstration, Old Pueblo  
Fine Arts Demonstration, Rita Waters, Old Pueblo  
Old Pueblo Gourd Patch Demonstration, Old Pueblo  
Pusch Ridge Christian Academy, Dos Lunas Tequila Cantina  
The Jumping Scene, Dos Lunas Tequila Cantina  
Killshine, Dos Lunas Tequila Cantina  
Diver City, Dos Lunas Tequila Cantina  
Anberlin, Budweiser Main Stage  
Blind Greed, Dos Lunas Tequila Cantina

## Sunday, April 17

**MEGA 106.3 and the CW Present Boyz II Men in concert at 7:30 pm on the Budweiser Main Stage.**

**Low Rider Car Show at the Dos Lunas Tequila Cantina today!**

9:00 a.m.

10:00 a.m.



10:30 a.m.

11:00 a.m.

12:00 p.m.

1:00 p.m.

1:30 p.m.

2:30 p.m.

3:30 p.m.

5:00 p.m.

7:30 p.m.

4/H, FFA & Horse Show, Barns, Ramada, Arenas  
Southern AZ Modelers, Old Pueblo  
Southwest Woodcarvers Demo, Old Pueblo  
Tucson Garden Railway, Old Pueblo  
Tucson Bonsai Society Demo, Old Pueblo  
Old Pueblo Lapidary Demo, Old Pueblo  
Old Pueblo Rug Hookers Demo, Old Pueblo  
Beading Demonstration, Old Pueblo  
Fine Arts Demo, Lynn Silvas, Old Pueblo  
Old Pueblo Gourd Patch, Demo, Old Pueblo  
Old Pueblo Pleaters – Smocking Demo, Old Pueblo  
Garden Tractors  
Sahara Dancers, Miller Lite Central Park  
Full Size Tractors  
Viva Arizona Dance Co., Dos Lunas Tequila Cantina  
Ballet Folklorico, Dos Lunas Cantina  
Xanadu Belly Dancers, Miller Lite Central Park  
Lip Service, Dos Lunas Tequila Cantina  
Maguire Academy of Irish Dance, Miller Lite Central Park  
Kandi/Rewind, Dos Lunas Tequila Cantina  
Boyz II Men, Budweiser Main Stage  
Old Man Crow, Dos Lunas Tequila Cantina

## Monday, April 18

**DISCOUNT DAY!!! Good News Communications and KLOVE present Family Discount Day! \$2.00 parking, \$2.00 Admission! It's also the KCEE Senior Celebration Day with fun activities at Central Park from 12:00 - 2:00 p.m.**

9:00 a.m.	4/H, FFA & Horse Show, Barns, Ramada, Arenas
12:00 p.m.	Southern AZ Modelers, Old Pueblo Southwest Woodcarvers Demonstration, Old Pueblo Tucson Garden Railway, Old Pueblo Tucson Bonsai Society Demo, Old Pueblo Old Pueblo Lapidary Demonstration, Old Pueblo Old Pueblo Rug Hookers Demonstration, Old Pueblo Beading Demonstration, Old Pueblo Fine Arts Demonstration, Rita Waters, Old Pueblo Old Pueblo Pleaters - Smocking Demo, Old Pueblo Garden Tractor Pull Putt Putt Golf, Miller Lite Central Park
12:30 p.m.	Magic of The Mind, Club Corona
1:00 p.m.	Kellond Cougar Choir, Dos Lunas Tequila Cantina El Camino Royales, Budweiser Main Stage Cake Walk, Miller Lite Central Park
1:30 p.m.	Rickety Rockettes, Budweiser Main Stage
2:30 p.m.	Aurelia Rose, Dos Lunas Tequila Cantina Quail Creek Line Dancers, Budweiser Main Stage
3:30 p.m.	Spirit of Truth, Budweiser Main Stage
4:30 p.m.	Ukesters, Dos Lunas Tequila Cantina
5:00 p.m.	Caleb's Spirit, Budweiser Main Stage
6:30 p.m.	Jody's Star Entertainers, Dos Lunas Tequila Cantina
7:30 p.m.	Calvary Sanctuary Choir, Budweiser Main Stage
8:30 p.m.	Bring the Reign, Dos Lunas Tequila Cantina
9:30 p.m.	

## Wednesday, April 20

**96.1 KLPX Presents FOGHAT in concert tonight at 7:30 p.m. on the Budweiser Main Stage! Wendy's Discount Day with FREE admission from 12:00- 3:00 p.m. with any Wendy's combo meal receipt! One receipt per person, per admission. Arizona Lotus Presents DR. PEPPER WRISTBAND DAY! Purchase a \$25.00 Wristband for unlimited rides and \$1.00 games on the Tucson Weekly Carnival 3:00 p.m. - 11:00 p.m. Receive a \$5.00 discount towards your purchased wristband with an unopened 20 oz. bottle of Dr. Pepper or Diet Dr. Pepper. Wristbands sold until 10:00 p.m.**

9:00 a.m.	4/H, FFA & Horse Show, Barns, Ramada, Arenas
12:00 p.m.	Southern AZ Modelers, Old Pueblo Southwest Woodcarvers Demo, Old Pueblo Tucson Garden Railway, Old Pueblo Tucson Bonsai Society Demo, Old Pueblo Old Pueblo Lapidary Demo, Old Pueblo Old Pueblo Rug Hookers Demo, Old Pueblo Beading Demonstration, Old Pueblo Old Pueblo Gourd Patch Demo, Old Pueblo Garden Tractor Pull Dodge Middle School, Miller Lite Central Park Pistor Middle School, Dos Lunas Tequila Cantina
1:00 p.m.	Gridley Secrest, Miller Lite Central Park
1:30 p.m.	Safford Middle School, Miller Lite Central Park
2:00 p.m.	Congregation, Dos Lunas Tequila Cantina
5:00 p.m.	Foghat, Budweiser Main Stage
7:30 p.m.	Raised by Wolves, Dos Lunas Tequila Cantina
9:30 p.m.	Van Gogh Rescue, Dos Lunas Tequila Cantina

## Daily Events

Subject to Change.  
No Refunds.

## Tuesday, April 19

**DISCOUNT DAY! Journal Broadcast Group presents \$2.00 rides and \$2.00 games**

**today on the Tucson Weekly Carnival starting at 3:00 p.m.! Enjoy discounted fair food today from 4:00 - 6:00 p.m. Sample \$2.00 menu items from participating food vendors and \$2.00 beer menu items at Miller Lite Central Park and the Budweiser Main Stage beer gardens.**

9:00 a.m.	4/H, FFA & Horse Show, Barns, Ramada, Arenas
12:00 p.m.	Southern AZ Modelers, Old Pueblo Southwest Woodcarvers Demo, Old Pueblo Tucson Garden Railway, Old Pueblo Tucson Bonsai Society Demo, Old Pueblo Old Pueblo Lapidary Demo, Old Pueblo Old Pueblo Rug Hookers Demo, Old Pueblo Beading Demonstration, Old Pueblo Miles Middle School, Budweiser Main Stage Naylor Middle School, Dos Lunas Tequila Cantina Sewell Elementary Song & Dance Group, Budweiser Main Stage
1:30 p.m.	Island Dancers, Miller Lite Central Park
3:30 p.m.	The Foley's, Budweiser Main Stage
4:30 p.m.	Old Man Crow, Dos Lunas Tequila Cantina
5:00 p.m.	Van Gogh Rescue, Budweiser Main Stage
6:30 p.m.	Savage Zoo, Dos Lunas Tequila Cantina
7:30 p.m.	Congregation, Budweiser Main Stage
8:30 p.m.	Beyond the Firewall, Dos Lunas Tequila Cantina
9:30 p.m.	

## Thursday, April 21

**DR. PEPPER WRISTBAND DAY! Purchase a \$25.00 Wristband for unlimited rides and \$1.00 games on the Tucson Weekly Carnival 3:00 p.m. - 11:00 p.m. Receive a \$5.00 discount towards your purchased wristband with an unopened 20 oz. bottle of Dr. Pepper or Diet Dr. Pepper. Wristbands sold until 10:00 p.m. Brought to you by Citadel Broadcasting and KOLD News 13. Free admission from 12:00 - 3:00 p.m. with 2 cans of unopened food!**

9:00 a.m.	4/H, FFA & Horse Show, Barns, Ramada, Arenas
12:00 p.m.	Southern AZ Modelers, Old Pueblo Southwest Woodcarvers Demo, Old Pueblo Laufer Orchestra, Miller Lite Central Park Tucson Garden Railway, Old Pueblo Tucson Bonsai Society Demo, Old Pueblo Fine Arts Demo, Nancy Gallagher, Old Pueblo Old Pueblo Lapidary Demo, Old Pueblo Beading Demonstration, Old Pueblo Chaparral MS Band, Dos Lunas Tequila Cantina Sierra Middle School, Miller Lite Central Park Push Ridge, Dos Lunas Tequila Cantina CBP, Budweiser Main Stage The Cactus Road Band, Dos Lunas Tequila Cantina Evil Fudd, Budweiser Main Stage Contraband, Budweiser Main Stage Gaza Strip, Budweiser Main Stage Cactus Road, Dos Lunas Tequila Cantina
1:30 p.m.	
3:00 p.m.	
4:00 p.m.	
5:00 p.m.	
6:00 p.m.	
8:00 p.m.	
9:30 p.m.	

## Daily Events

### Friday, April 22

**KXEW Tejano 1600 presents El Zurdo de Oro, Michael Salgado in concert at 8:00 p.m. on the Budweiser Main Stage! concert is included with your Fair admission. It's also Military Appreciation Day! \$2.00 admission with any Military ID. The Bureau of Land Management Wild Horse and Burro adoption starts today! Don't forget, today is your last chance to use the Fry's Discount Ride Coupons!**

9:00 a.m.



10:00 a.m.

12:00 p.m.



5:00 p.m.

6:30 p.m.

8:00 p.m.

9:30 p.m.

4/H, FFA & Horse Show, Barns, Ramada, Arenas  
Bureau of Land Management Wild Horse and  
Burro Auction, near the Warm Up Arenas  
Fine Arts Demo, Rita Waters, Old Pueblo  
Southern AZ Modelers, Old Pueblo  
Southwest Woodcarvers Demo, Old Pueblo  
Tucson Garden Railway, Old Pueblo  
Tucson Bonsai Society Demo, Old Pueblo  
Old Pueblo Lapidary Demo, Old Pueblo  
Beading Demonstration, Old Pueblo  
CBP, Dos Lunas Cantina  
Southwest Rescue Dogs, Old Pueblo  
Michael Salgado, Budweiser Main Stage  
Neil Russell, Dos Lunas Tequila Cantina

### Sunday, April 24

**102.1 La Caliente presents Los Tigres del Norte in concert at 7:30 p.m. on the Arizona Super Stage! Purchase an upgraded seating ticket for only \$10.00! Buy one, get one Free admission of equal or lesser value, 10 a.m. to Noon! Also meet Telemundo personality, Jessica Carillo. 4:00 p.m. - 6:00 p.m. Brought to you in part by Telemundo and Cricket.**



8:00 a.m.

9:00 a.m.

cricket

10:00 a.m.



11:00 a.m.

12:00 p.m.

2:00 p.m.

5:00 p.m.

5:30 p.m.

7:30p.m.

Team Penning in Manny's Arena  
Bureau of Land Management Wild Horse and  
Burro Auction near the Warm Up Arenas  
Gymkhana, North Arenas  
4/H, FFA & Horse Show, Barns, Ramada, Arenas  
Southern AZ Modelers, Old Pueblo  
Southwest Woodcarvers Demo, Old Pueblo  
Tucson Garden Railway, Old Pueblo  
Tucson Bonsai Society Demo, Old Pueblo  
Old Pueblo Lapidary Demo, Old Pueblo  
Beading Demonstration, Old Pueblo  
Fine Arts Demo, Lynn Silvas, Old Pueblo  
Garden Tractors  
Full Size Tractors  
Grupo Latido, Dos Lunas Tequila Cantina  
**Small Stock Auction, Under the Ramada**  
Angel Perez, Dos Lunas Tequila Cantina  
Celena Santa Cruz, Dos Lunas Tequila Cantina  
Grupo Latido, Budweiser Main Stage  
Los Tigres del Norte, Arizona Super Stage

**Subject to  
Change.  
No Refunds.**

### Saturday, April 23

**99.5 KIIM FM Presents Easton Corbin in concert at 8:00 p.m. on the Budweiser Main Stage! Lots of motorized events today with tractor pulls starting at 10:00 a.m., Power From The Past steam engines and don't miss the Demolition Derby in the Coors Arena at 4:00 p.m.! Stop by the Dos Lunas Tequila Cantina for the Touring T's and Model A Car Show and Wine Tasting today from 12:00-7:00 p.m.**

8:00 a.m.

9:00 a.m.



10:00 a.m.



11:00 a.m.

11:45 a.m.

12:00 p.m.

1:00 p.m.

1:30 p.m.

2:30 p.m.

4:00 p.m.

5:00 p.m.

6:30 p.m.

8:00 p.m.

9:30 p.m.

Team Penning in Manny's Arena  
Bureau of Land Management Wild Horse  
and Burro Auction near the Warm Up Arenas  
Gymkhana, North Arenas  
4/H, FFA & Horse Show, Barns, Ramada, Arenas  
Southern AZ Modelers, Old Pueblo  
Southwest Woodcarvers Demo, Old Pueblo  
Tucson Garden Railway, Old Pueblo  
Tucson Bonsai Society Demo, Old Pueblo  
Old Pueblo Lapidary Demo, Old Pueblo  
Beading Demonstration, Old Pueblo  
Fine Arts Demo, Lynn Silvas, Old Pueblo  
Garden Tractors  
Full Size Tractors  
Saguaro Strutters, Dos Lunas Tequila Cantina  
**Livestock Auction! Under Ramada**  
Old Pueblo Gourd Patch Demo, Old Pueblo  
Little Homestead, Dos Lunas Tequila Cantina  
Garden Tractors  
Sahara Dancers, Miller Lite Central Park  
Full Size Tractor  
The Charles Street Band, Dos Lunas Tequila Cantina  
Demolition Derby, Coor's Arena  
Model A & Model T Car Show, Dos Lunas Cantina  
Be-Geiled, Dos Lunas Cantina  
Southwest Rescue Dogs, Old Pueblo  
Easton Corbin, Budweiser Main Stage  
Neil Russell, Dos Lunas Cantina



## Helpful Hints

**We want you to enjoy your day at the fair! Check out these helpful hints, which may be useful in planning your fair visit, traveling with little ones and the many ways to save!**

### **Parking:**

Thursday - Sundays often have the highest attendance. There can be traffic delays both coming into the fairgrounds and going out of the fairgrounds. Avoid peak traffic time by planning to arrive at the fair by 2:00 p.m. There are also shuttles in the parking lots to transport you to and from your car. The parking lots have signs in the rows of parking to help you remember where you parked. Locked out of your car? Visit guest services for further assistance.

### **Hate standing in line?**

Wednesday and Thursdays of the fair are highly attended due to the Wristband Night promotion. If you are here to enjoy all that the fair has to offer but don't care for carnival rides, consider attending on a Friday or Monday night to avoid the crowds. Use your Fry's weekday discount coupons on any weeknight but Wednesday or Thursday and spend less time in line and more time on fun!

### **Carnival:**

Remember that the rides start at 3:00 p.m. Monday – Friday and at 11:00 a.m. Saturday and Sunday. Arrive to the fair before the rides open and visit the vendors, exhibits, animal barns and enjoy the fabulous fair food!

### **On a budget?**

Visit Fry's March 28 – April 13 for the super savings of 10 rides for \$10.00 and save over 70% on carnival ride tickets. DON'T FORGET these coupons are good Monday – Friday only! Kids can read books and earn free carnival rides! Visit PimaCountyFair.com or Guest Services for more information.

### **For gigantic savings, visit the fair these days:**

- April 18th for \$2.00 admission!
- April 19th is \$2.00 rides, \$2.00 games and \$2.00 menu items from participating vendors, 4:00-6:00 p.m.!
- April 20th receive one free admission from 12:00 - 3:00 p.m. with any Wendy's combo meal receipt!
- April 21st **Free admission 12:00 – 3:00 p.m.** with 2 cans of food!
- April 24th Buy one get one free admission (of equal or lesser value), from 10:00 a.m. - noon! More details at [www.PimaCountyFair.com](http://www.PimaCountyFair.com)

### **Visiting with little ones?:**

The Pima County Fair offers strollers and wagons to rent during your stay. The rental area is conveniently located next to the Pima County Fair Guest Services and can be found directly inside the Main Gate.

- Guest services provides a mother's convenience area, which includes a table and baby wipes for changing, with a curtained section and seating for breastfeeding mothers.
- The Interactive Science Center, the Agriculture Activity Centers are

located in Old Pueblo Hall. These exhibits are designed for hands-on fun for the little ones under 10 years of age.

- The Petting Zoo is always a favorite and located directly across from the red animal barn.
- The sandbox in Pima Hall offers old-fashioned activity, a place to get out of the sun and rest your feet while the kids play.

### **Need to leave but want to return later?**

Get a hand stamp on your way out!

### **Frequently asked questions: Can I bring in food and water? NO**

**What is the FunPass?** The FunPass works like a debit card with rides. At time of purchase, the FunPass is pre-loaded with the pre-purchased amount. Be sure to keep your receipt! Take the FunPass to your favorite ride, show your FunPass to the ride operator and the correct dollar amount will be deducted from your FunPass.

**What if I lose my FunPass?** Take your receipt to the carnival guest relations for further assistance.

### **The act I wanted to see perform has been canceled or rescheduled. Do I get my admission money back?**

No. All performances are included with your fair admission.

### **A promotion or event that was advertised has been cancelled or changed.**

**Do I get my admission money back?** No. All events and performances are subject to change.

**Can I bring my pet to the fair?** No. Service animals however, are allowed.

### **Lost Children**

Children that appear to be or claim to be lost will be taken to the Pima County Fair Guest Services Office, located near the Main Gate. Children will be supervised and taken good care of until the parents can be located and/or notified.

To report a lost child, parents can visit either the Pima County Fair Guest Services Office, the Fair Administration Office or the Security Office, located in the same building as Guest Services.

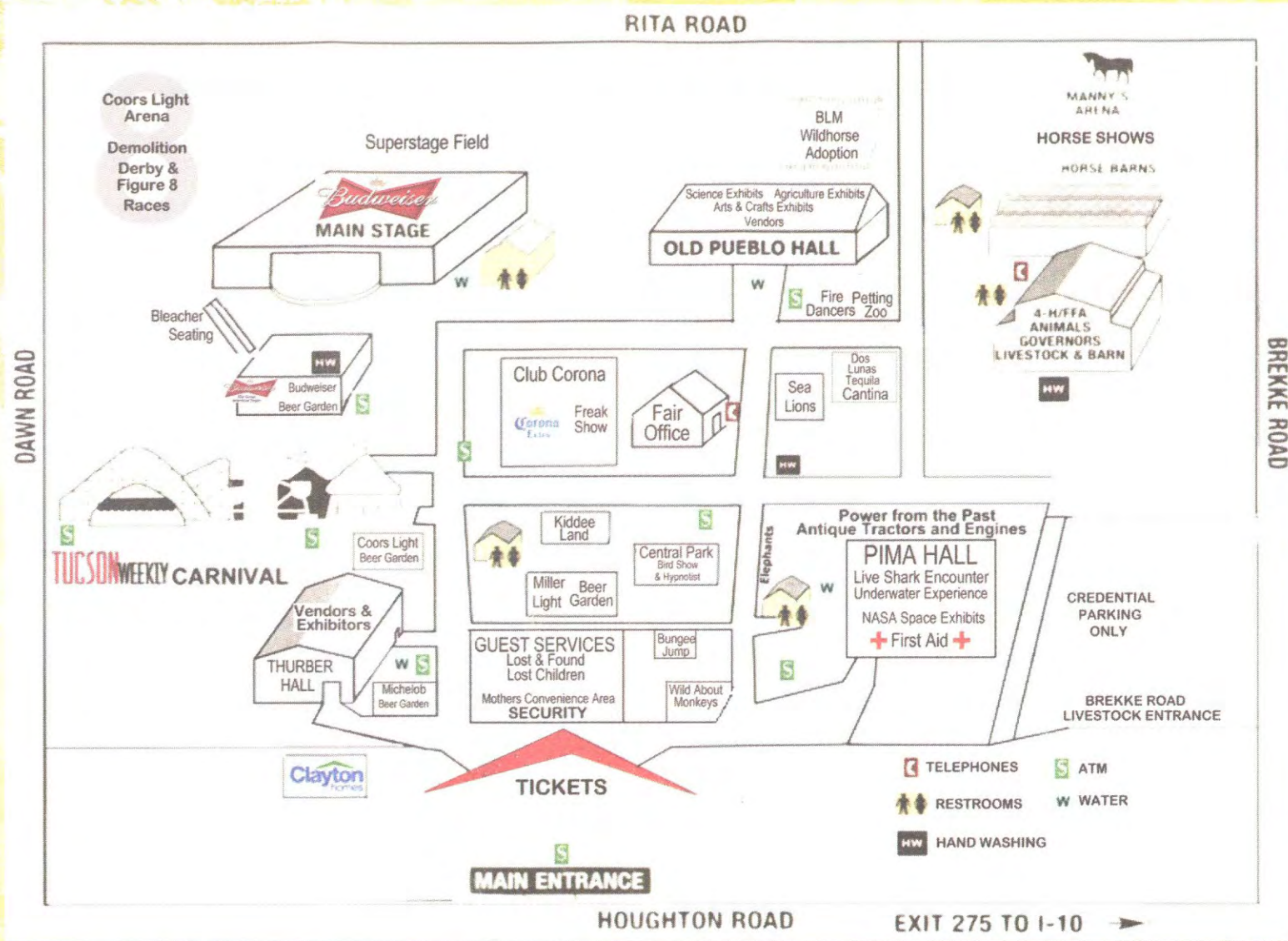
### **Lost and Found**

Lost and found items can be left or claimed at the Pima County Fair Guest Services Office located inside the Pima County Fair Main Gate or by calling **762-FAIR**.

**To retrieve items lost on the carnival, check with the Carnival Guest Services office, located just south of the big slide.**

**Subject to Change. No Refunds.**

# Fairgrounds



**Sponsors and Partners:**

- SIERRA NEVADA
- COMFORT SUITES
- Coors LIGHT
- cricket
- TUFF SHED Storage Buildings & Garages
- DOS LUNAS
- DASANI
- Earhart EQUIPMENT CORPORATION
- Miller Life
- STELLA ARTOIS
- K
- 1030
- Budget
- 690 KCEE Pop Classes
- Coca-Cola
- 940 AM KGMS GOOD MESSAGE
- Corona Extra
- K-LOVE POSITIVE & ENCOURAGING 88.1 FM
- Clayton homes
- BUD LIGHT
- PDS 50 YEARS OF FUN www.PDSFUN.com
- Desert Diamond CASINOS & ENTERTAINMENT
- THE CW58 CABLE CHANNEL 8
- Wendy's
- T40 TELEMUNDO TUCSON
- Dr Pepper
- FRY'S FRESH STORES
- ORDER ONLINE DOMINGOS.COM
- TUCSON WEEKLY

# ABTO Round-a-bout

By Dick Izen



On November 7 several club members drove up to Phoenix to visit six layouts opened to us by members of the Arizona Big Train Operators (ABTO) club. All of the layouts were interesting in one way or another and the ABTOers were very gracious hosts.

Diesels seem to be supplanting steam engines in the garden. Only two of the layouts were primarily operating steam engines although another one had a live steam special interest group (sig) that demonstrated four G gauge live steam locomotives for us.

## Ken and Kris Hawkins

Our first stop was in Surprise AZ., about 150 miles north of Tucson, at the Hawkins' under construction layout. They have created a large raised roadbed on two sides and across the back of their back yard. At our visit there was a single large loop operating an LGB Mogul pulling five cars. Plans for a shorter upper level loop and a separate mining loop were on display. Mogul pulling freight crosses bridges over waterfall into swimming pool.







Closer view of 'goose' number 5 with passengers aboard ready to run.

The Hawkins also took on the task of feeding their hungry visitors a wholesome breakfast with baked egg casseroles, sweet rolls and fresh fruit as well as beverages. I think all of us were grateful for their efforts.

## Terry and Carolyn Fields

Moving back south to Phoenix we visited the Fields' very large layout based primarily on the Santa Fe. It featured a model of Kingman Az., quite a bit of hand laid track in three or four loops and a simply spectacular long 'steel' bridge which he scratch built from aluminum strips and girders. In addition to scratch built buildings there were several sections of 'industrial' flats which helped to create the illusion of a working railroad.

That's our intrepid newsletter editor Claudia Nelson, looking at one of the long freight trains heading toward the camera, behind Kingman's main street.





As might be expected at this stage of construction, scenery was sparse. In honor of Halloween, however, they had placed two frightening buildings along trackside.



Of greater interest was the extensive collection of 'Galloping Geese' of D&RGW fame, displayed on a siding. Note that all of these have been repainted and lettered for the Hawkins' K&K railroad.



Display of the gaggle of geese on a siding.



The tourist or park train at 'Disney' mountain. The rear of the passenger train is above to the left.

The Albertis' also have an extensive N gauge layout built indoors. This was abundantly detailed with street lights and lighted buildings including some model skyscrapers.

### **Kal and Barbara Miller**

Our fifth stop was the Miller's considerable layout featuring two long loops and extensive scenic features. While we were visiting Kal was running a long (17 cars) double headed freight train and a triple headed (A-B-A units) passenger train with six long streamlined cars including two dome cars and a round ended observation car.

The layout itself has hollow long tunnels, full size mine cars, many bridges and is back dropped by a tall wall of bamboo. Roughly 'L' shaped, the layout is operated by Kal from a central control station located in the bend of the layout's 'L'.



Overall view of the long side of the layout. Note the full size ore cars and the dense bamboo backdrop wall.

and chips. Desert included brownies and cookies. Cokes, root beer and water were available. I don't think any of us left hungry.

We also took a group picture while at the Meyers, it is displayed at the front of this trip report.

## Gary and Nancy Alberti


The Alberti's have packed four loops of track between the rear of their home and the rear fence. Two of these are long loops on which they operate long diesel freight trains while the other two loops are at a Disney themed mountain at one end of the property. The lower 'Disney' loop has a steam powered tourist train of open cars while higher up the mountain is a figure eight carrying a short steam powered passenger train.



Two long freight trains, are heading in opposite directions, on two of the long loops.



Steam powered passenger train rounds 'Disney' mountain.



The scratch built Kingman station, across from a J.C. Penny's store. Note the solar powered platform lights and the semaphore train order signal.

Operations consisted mainly of two multi-unit diesel locomotives pulling long freight trains and a diesel powered work train on another loop.

Work train crossing the spectacular scratch built bridge.





A better view of the bridge itself.



The steam powered passenger train in front of another station wasn't operating during our visit. Note the blue building and the building second from the right which were both built from 1:24 doll house kits. The blue one has a clear plastic wall to display the fully furnished interior.



Three industrial warehouses with plenty of crates and boxes made the busy railroad more realistic.



I hadn't mentioned the logging loop with the only non-Santa Fe locomotive we saw.



One of the long diesel powered freights running during our visit.

## **John and Pat Meyers**

Our next stop was at the Meyer's home.

This was an especially important stop as the ABTO people had set up tables of cars, figures, and accessories for sale. What model railroader doesn't need more?

John was having some track problems so his only operating train was a single diesel road switcher going back and forth with a single freight car and a caboose.

The Meyers have a large property, however, and in the rear, behind John's machine shop, ABTO had a raised two loop live steam layout. While we were there we saw four different live steamers.



Two cylinder shay with scratch built superstructure running on inner loop. Note the trailing refer that has been converted to an office car with a door and windows as well as a stack for the 'coal stove'.



A live steam 2-8-0 Consolidation running on the outer loop. That snow plow isn't just decorative as the owner lives in Flagstaff and has run in several inches of snow. The shay and office car are across the layout on the inner loop.

In addition to the live steam the Meyers hosted ABTO's barbeque lunch for us. There were plenty of hot dogs and hamburgers, with all the fixings, as well as spicy cooked beans





That's President Glenn Mitchell and Ruth Taylor on the far side of the layout. The passenger train on the fourth track back and the freight on the second track are both moving in the same direction but the passenger train is going counter clockwise on its' loop while the freight is going clockwise on its' loop. Note the hollow log tunnel that the passenger train is just entering.



Having completed their turns the freight is now on track three while the passenger train is on track one. A refinery is partly visible at the far left.



A better view of the refinery.

The long passenger train is running through the hollow log tunnel.



That's out host, Kal in the red shirt seated at the control station as the passenger train heads toward the bend in the L shaped layout. I can't identify who is talking with him but that's Wayne Wesolowski in the mid distance.



A final shot of the passenger train. I could argue that I included the above shot because it shows an impressive bridge but it was really because I like long streamlined passenger trains.

## Vince Simpson & Carolyn Triquart

Our final stop of the day was in Casa Grande, about 55 miles south of Phoenix.

Vince, our host, also runs VES, a hobby supplier, and had a display of their many buildings and flats arranged as we entered. He had priced them with a club discount. You might think our group would have been all done shopping but I saw a number of buildings bagged and purchased.



Freight train headed toward eastern end of layout.

The freight having completed its' run has turned and is crossing the bridge westbound. Note the Mickey Mouse and Goofy hand car running back and forth on the track to the left.





Eastbound passenger train

Passenger train enter tunnel to turn and head west. Mickey and Goofy are far up the track on the left.



After a full day we headed back to Tucson, tired but happy after a good day of viewing model trains. Next year will be our turn to set up a roundabout and entertain ABTO. I hope you all consider participating